



# How do I make an emergency phone call?



Help! An accident has happened. You need to make an emergency call. Can you answer all the W questions about the accident from the video?

**112**  
**5Ws**


- Where
- Who
- What
- How many
- Wait



2 Where did it happen?

---


---



3 Who is calling?

---


---



4 What has happened?

---


---




5 How many casualties?

---

---




6 Wait!



# How do I make an emergency phone call? - Info for teachers

Time required:  1 - 2 lessons

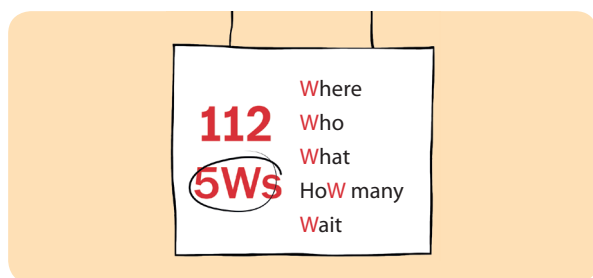
Target group:  Years 3 - 5 (Grade 2 - 4 in Germany)

## Educational background

Most accidents happen in private space, usually without professional first aiders being present. This is where an emergency phone call can save lives. It is the first part of the survival chain and can be carried out by primary school children. It makes sense to try out making an emergency call early, in order to overcome inhibitions. Even practising how to describe a situation exactly, concisely and factually will help pupils with writing factual texts at a later stage.

## Possible lesson plan for Years 3 - 5 (Grade 2 - 4 in Germany)

As an introduction, everyone watches the film “How do I make an emergency phone call?” together. The children are asked to notice exactly what has happened. Then, the teacher writes the 5 W questions on the board:



The pupils should find answers to them by describing the situation from the film. After this, each child is given a worksheet and can now write down the answers independently.

Everyone works together with a partner to practise making an emergency call. Perhaps there are toy telephones available for this? Alternatively, the pupils can also say out loud which number they need to dial, so that it sticks in their mind. One of the children plays the part of the emergency call centre operator and asks the Q questions. The other child must give the answers as factually and concisely as possible.

## Skills to be acquired

- By practising making an emergency call, the children overcome any inhibitions about making such a call in a real life situation. They find out that nothing unexpected will happen when they speak to the emergency call centre.
- By answering the W questions, they are preparing themselves for writing factual texts (reports).

## Ideas for extension work

**English:** Writing an accident report from the perspective of the female egg (from the video).

**General studies:** Learning first aid measures (e.g. in collaboration with the Red Cross or St. John Ambulance), training of school first aiders.

Link to the video:

<https://www.mobilekids.net/en/media/1344>



Link to detailed teaching materials:

<https://www.mobilekids.net/en/downloads>

